

## Option 1 Survey Results by High School Home Attendance Area

Option 1	All Respondents	
Strongly Support	31	8%
Support	26	7%
Neutral	17	4%
Do Not Support	48	13%
Strongly Do Not Support	261	68%
Total	383	100%

Option 1	Benson Magnet High School	
Strongly Support	0	0%
Support	0	0%
Neutral	0	0%
Do Not Support	4	31%
Strongly Do Not Support	9	69%
Total	13	100%

Option 1	Burke High School	
Strongly Support	10	20%
Support	5	10%
Neutral	4	8%
Do Not Support	15	30%
Strongly Do Not Support	16	32%
Total	50	100%









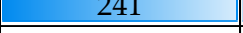
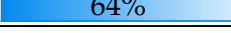
Option 1	Burke High School School & Northwest Magnet High School Shared Zone	
Strongly Support	6	12%
Support	7	14%
Neutral	4	8%
Do Not Support	8	16%
Strongly Do Not Support	9	18%
Total	34	68%






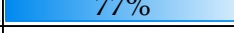
Option 1	Central High School	
Strongly Support	8	3%
Support	6	2%
Neutral	7	3%
Do Not Support	18	7%
Strongly Do Not Support	214	85%
Total	253	100%


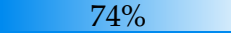








Option 1	Northwest Magnet High School	
Strongly Support	5	31%
Support	7	44%
Neutral	0	0%
Do Not Support	2	13%
Strongly Do Not Support	2	13%
Total	16	100%











Option 1	South Magnet High School	
Strongly Support	2	50%
Support	1	25%
Neutral	1	25%
Do Not Support	0	0%
Strongly Do Not Support	0	0%
Total	4	100%









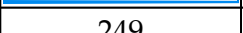
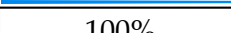
## Option 2 Survey Results by High School Home Attendance Area


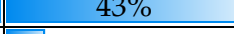






Option 2	All Respondents	
Strongly Support	 70	 19%
Support	 17	 5%
Neutral	 14	 4%
Do Not Support	 32	 9%
Strongly Do Not Support	 241	 64%
Total	374	100%




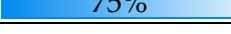
Option 2	Benson Magnet High School	
Strongly Support	 1	 8%
Support	0	0%
Neutral	0	0%
Do Not Support	 2	 15%
Strongly Do Not Support	 10	 77%
Total	13	100%

Option 2	Burke High School	
Strongly Support	 35	 74%
Support	 3	 6%
Neutral	 3	 6%
Do Not Support	 5	 11%
Strongly Do Not Support	 1	 2%
Total	47	100%

Option 2	Burke High School School & Northwest Magnet High School Shared Zone	
Strongly Support	 23	 49%
Support	 5	 11%
Neutral	 3	 6%
Do Not Support	 2	 4%
Strongly Do Not Support	 1	 2%
Total	34	72%

Option 2	Central High School	
Strongly Support	 4	 2%
Support	 5	 2%
Neutral	 8	 3%
Do Not Support	 18	 7%
Strongly Do Not Support	 214	 86%
Total	249	100%

Option 2	Northwest Magnet High School	
Strongly Support	 6	 43%
Support	 1	 7%
Neutral	0	0%
Do Not Support	 4	 29%
Strongly Do Not Support	 3	 21%
Total	14	100%

Option 2	South Magnet High School	
Strongly Support	 1	 25%
Support	 3	 75%
Neutral	0	0%
Do Not Support	0	0%
Strongly Do Not Support	0	0%
Total	4	100%

## Option 3 Survey Results by High School Home Attendance Area

Option 3	All Respondents	
Strongly Support	253	69%
Support	26	7%
Neutral	15	4%
Do Not Support	33	9%
Strongly Do Not Support	41	11%
Total	368	100%

Option 3	Benson Magnet High School	
Strongly Support	9	75%
Support	2	17%
Neutral	0	0%
Do Not Support	1	8%
Strongly Do Not Support	0	0%
Total	12	100%

Option 3	Burke High School	
Strongly Support	7	15%
Support	5	11%
Neutral	5	11%
Do Not Support	13	28%
Strongly Do Not Support	16	35%
Total	46	100%

Option 3	Burke High School School & Northwest Magnet High School Shared Zone	
Strongly Support	1	2%
Support	6	13%
Neutral	4	9%
Do Not Support	11	24%
Strongly Do Not Support	11	24%
Total	33	72%

Option 3	Central High School	
Strongly Support	217	88%
Support	9	4%
Neutral	5	2%
Do Not Support	4	2%
Strongly Do Not Support	12	5%
Total	247	100%

Option 3	Northwest Magnet High School	
Strongly Support	5	36%
Support	4	29%
Neutral	0	0%
Do Not Support	3	21%
Strongly Do Not Support	2	14%
Total	14	100%

Option 3	South Magnet High School	
Strongly Support	2	50%
Support	0	0%
Neutral	1	25%
Do Not Support	1	25%
Strongly Do Not Support	0	0%
Total	4	100%